

FN801M

Smart Fan and High Efficiency

Technical Details of Smart Fan FN801-M-xxxx

Features	Voltage	220 VAC 50Hz
	Power	40 w
	Communication	2.4GHz WiFi
	Air duct size	97,146 mm
	Weight	7.8 kg

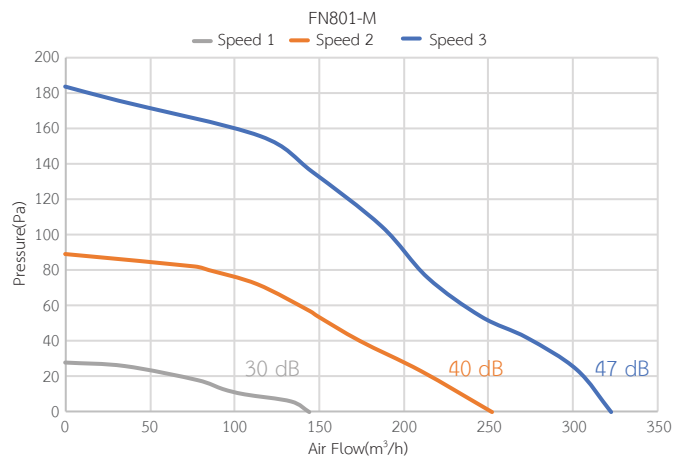
Air distribution	Type	Sirocco type fan, brushless motor
	Fan voltage	24 VDC
	Air flow	322 CMH (189 CFM)
	Air pressure	184 Pa
	Maximum noise level	47 dB(A)

Filtration system	3-layer air filter	
	Pre Filter	
	Carbon Filter	Carbon 183x360x9 mm
	HEPA Filter	H13 183x360x60 mm

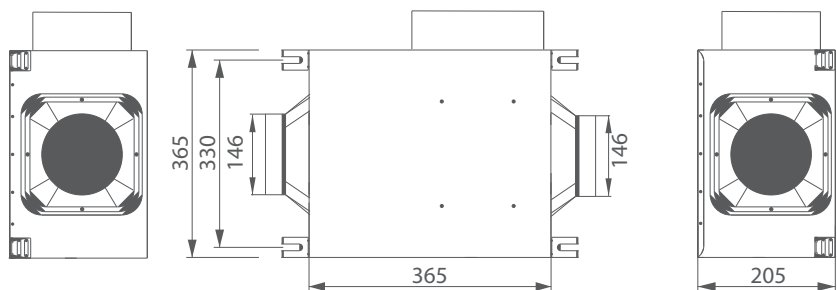
Operating environment	Temperature	0°C to 60°C
	Humidity	5%~95%

Control System

Models	Remote	WiFi
FN801-M-xxxx-eco	-	-
FN801-M-xxxx-remote	o	-
FN801-M-xxxx	o	o



FN801-M-0606





Direct Current (DC) Motor Technology

•Longer Life

DC motors are designed to have a lifespan 70% longer than traditional alternating current (AC) motors.

•Energy Efficiency

DC motors use up to 74% less energy compared to standard AC motors.



Low Noise Design

Freshnergy fans feature low noise blades and are designed to be so quiet that users may not even realize they are on.



Energy Saving

Freshnergy's air replenishing fans help save energy and reduce costs simultaneously.

Specifications for Different Models

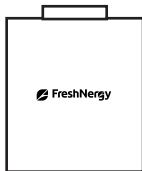
FN801-M-0606



Dimensions: 365*365*205 mm
Weight: 7.8 kg
Air Flow: 322 cmh
Noise Level: 47 dB(Max)

Power: 220VAC / 40W
Usable Area: 100 sq.m.Duct
Size: Inlet 6" Outlet 6"

FN801-M-0006



Dimensions: 365*365*205 mm
Weight: 7.8 kg
Air Flow: 322 cmh
Noise Level: 47 dB(Max)

Power: 220VAC / 40W
Usable Area: 100 sq.m.Duct
Size: Inlet -" Outlet 6"

FN801-M-0004



Dimensions: 365*365*205 mm
Weight: 7.8 kg
Air Flow: 322 cmh
Noise Level: 47 dB(Max)

Power: 220VAC / 40W
Usable Area: 100 sq.m.Duct
Size: Inlet -" - Outlet 4"

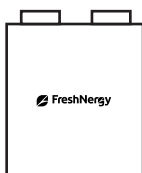
FN801-M-0404



Dimensions: 365*365*205 mm
Weight: 7.8 kg
Air Flow: 322 cmh
Noise Level: 47 dB(Max)

Power: 220VAC / 40W
Usable Area: 100 sq.m.Duct
Size: Inlet 4" - Outlet 4"

FN801-M-0044



Dimensions: 365*365*205 mm
Weight: 7.8 kg
Air Flow: 322 cmh
Noise Level: 47 dB(Max)

Power: 220VAC / 40W
Usable Area: 100 sq.m.Duct
Size: Inlet -" - Outlet 4" x 2